


WIRELESS SOLUTIONS FOR ANYONE, ANYWHERE.



COMMUNICATION COMPONENTS INC.
BLiNQ NETWORKS

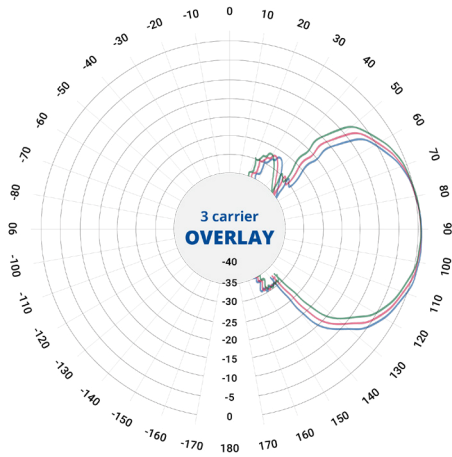
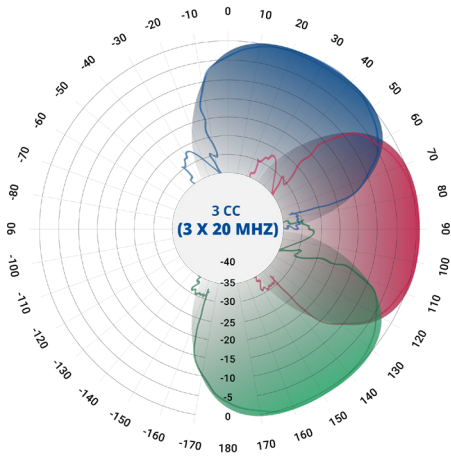
FW-300i



FW-300i

3X COVERAGE & CAPACITY AT 1/3RD THE COST

The FW-300i is a single piece of hardware that is easy to set up, fits anywhere, and provides incredible network capacity. This simple solution fits almost anywhere. From the side of a building or water tower and is ready to go immediately, giving 3x the capacity at 1/3rd the price. Provide incredible connectivity using this single box solution.



FW-300i SPECIFICATIONS

MODEL SERIES		
	BASE MODULE	FW-300, 3 Sectors
Radio Specification		
	Frequency Band	TDD LTE Bands 42, 43, 48, 46
	Transmit Power (Bands 42, 43,48) *	Max 33 dBm / sector of 60deg 17 dBi Integrated Antenna -> 50 dBm EIRP/Sector
	Channel Bandwidth	10, 20MHz (15 MHz Roadmap Support)
	MIMO	6Tx x 6Rx (several possible MIMO configurations)
	LTE Compliance	3GPP Release 10 (SW upgrade up to Release 13)
Performance & Atributes		
	Connected/Active UEs	Up to 96 active users per sector. 288 active users per Box
	Carrier Aggregation	Supports contiguous and non-contiguous 1CC, 2CC, 3CC, over entire band
	Throughput DL TDD	3GPP Release 10 (SW upgrade to Release 13)
	Throughput UL TDD	3GPP Release 10 (SW upgrade to Release 13)
	Operating Mode	TD-LTE
	Power Consumption (Band 46)	80W max.
	Power Consumption (Band 42,43,48)	150W max.
	Power	48V DC
	Connectivity	Default: 1 x Copper 1000BaseT & 1 x SFP
	Synchronization	Integral GPS receiver (GPS GLONASS BeiDou), Extra PPS Port, Optional: External GPS, 1588v2
	CBRS	CBSD Type B SAS Support, Integrated Domain Proxy SAS
	Embedded EPC	Software Option

FW-300i

SPECIFICATIONS



OA&M		
	Configuration	WebUI / CLI, Radio and Ethernet performance monitoring
	EMS Integration	SNMP v2c/v3
	OAM Protocols	NetConf, HTTP(S), TCP/IP, UDP, (S)FTP, SSH, TR-069/TR-196
Antenna Specifications CBRS Bands 42/43/46/48		
	Gain	17dBi
	Azimuth coverage (-5dB)	180°
	Azimuth Beamwidth (-3dB)	45°
	Azimuth Beamwidth (-5dB)	60°
	Elevation Beamwidth (- 3dB)	10°
	Electrical Downtilt	0°
	Azimuth Sidelobe	< -25 dB (Typ.)
	Front-to-Back Ratio @180°	> 30 dB (Typ.)
	Co-Polar Port-to-Port Isolation	15 dB (Typ.)
	Cross-Polarization Port-to- Port Isolation	> 20dB (Typ.)
	Max. VSWR	1.5:1
	Polarization	Dual Pol 45°
	Lightning Protection	DC Ground
Mechanical		
	Dimensions (LxWxD)	350x570x227 mm (13.78"x22.4"x8.9")
	Survival Wind Speed	> 200 km/hr
	Weight	12.0 kg
	Operational Temperature	-40 to 60 °C
	Mechanical Up/Down Tilt	0° ,5° ,10°

CONTACT US

Tel: +1 416.214.4204
info@blinqnetworks.com
www.blinqnetworks.com

140 Renfrew Drive, Markham
ON, L3R 6B3, Canada

© 2013-2018 BLINQ Networks a CCI company