



WIRELESS SOLUTIONS FOR
ANYONE, ANYWHERE.



FWC-110HG-35


FWC-110HG-35



YOUR NETWORK. OUR SOLUTIONS.

About BLiNQ Networks

BLiNQ Networks is a pioneer manufacturer of CBRS-certified fixed access and mobile broadband wireless equipment, providing industry-leading price & performance in LTE and 5G-ready solutions.



FWC-110HG-35

SUMMARY

FWC-110HG-35



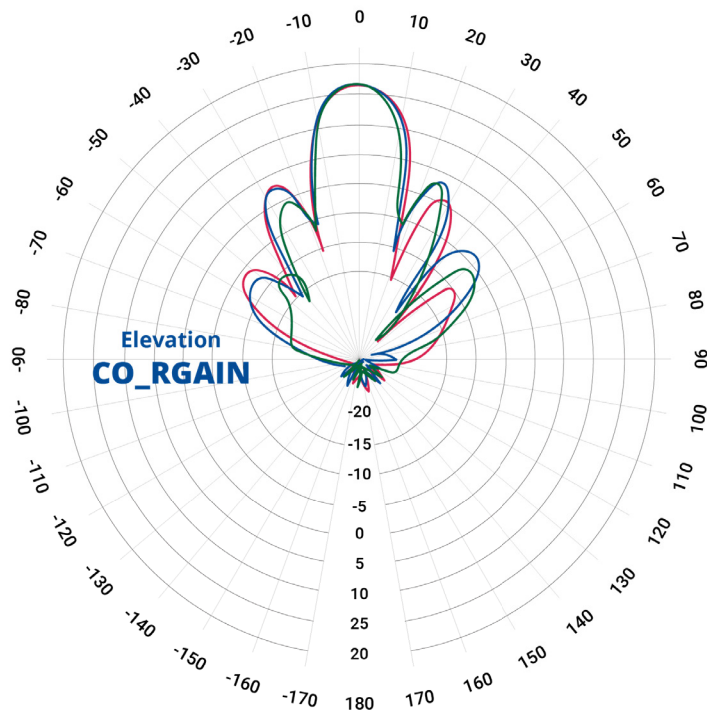
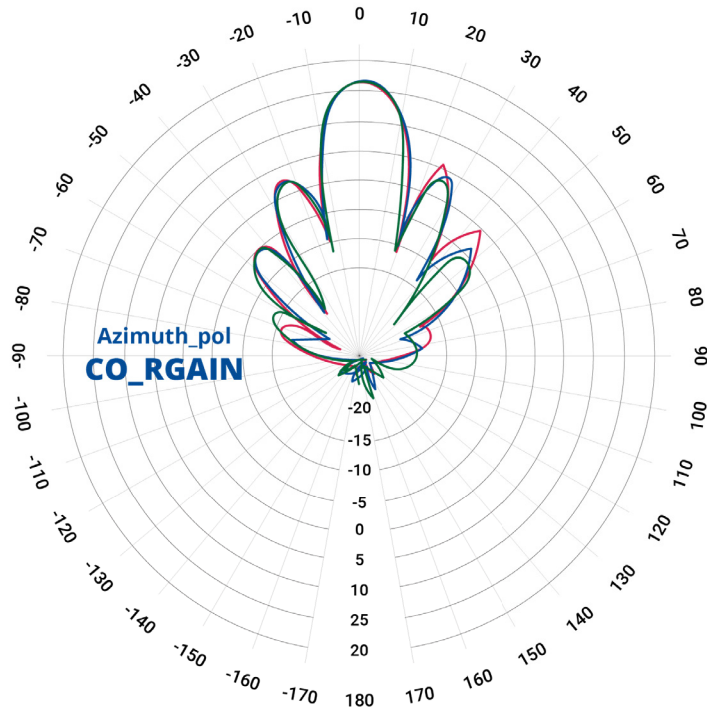
CATEGORY 6 HIGH GAIN LTE CPE SUPPORTING BLiNQ'S FIXED WIRELESS ACCESS SOLUTIONS.

HERE ARE SOME KEY FEATURES:

- Supports TDD-LTE Mode Band 42, 43 & 48
- 3GPP Release 10 compliant (Support Cat 6;40MHz Carrier Aggregation)
- Supports up to UE LTE Category 6 PHY Rate
- Supports 1.8V and 3V SIM and USIM card for LTE Mode
- Supports 1TX/2RX with TX switched diversity
- Supports Dynamic Host Configuration Protocol
- Built in web server for web based configuration
- Password protected access and configuration
- Supports IEEE 802.3, IEEE 802.3u , IEEE 802.3 ab (10/100/1000 Mbps)
- Supports Power over Ethernet of Outdoor WAN port {802.3 at}
- Supports VPN pass through
- IP67 Environmental Proof

FWC-110HG-35

ANTENNA PATTERNS



FWC-110HG-35

SPECIFICATIONS



MODEL SERIES		
	BASE STATION	FWC-110HG-35
RADIO SPECIFICATION		
	Peak Throughput	220 Mbps (Config 2-7)
	Carrier Aggregation	2CC up to 20 MHz each
	Frequency Band	TDD LTE Bands 42/43, 48
	Transmit Power	Up to +23 dBm
	Tx Power Dynamic Range	63 dBm
	Receiver Sensitivity	-93-95 dBm
	Integrated Antenna Peak Gain	20 ± 1.0 dBi
	Channel Bandwidth	10, 20 MHz
	MIMO	DL MIMO 2x2 & 4x2
	LTE Compliance	3GPP Release 10 & 11
MECHANICAL & REGULATORY		
	Dimensions (LxWxD) Base Unit	13.4" x 13.4" x 2.95" (340 mm x 340 mm x 75 mm)
	Weight	4.41 lbs (2 kg)
	PoE	802.3at
	Power	Input: Universal Range 100~240VAC Output: 56VDC
	Reset/Reboot Button	Tact Switch
	Survival Wind Speed	124 mph (200 km/h)
	Operating Humidity	5% to 95%
	Operational Temperature	-40°F to 131°F (-40°C to 55°C)
	MTBF ODU	300,000 at 131°F (55°C)
	LTE	EN 301 908-1 V11.1.1 & EN 301 908-13 V11.1.1
	Safety	IEC 60950-1 / EN 60950-1
	EMC	Draft EN 301 489-52 V.1.1.0
	Environmental	IP67
	RF Exposure	EN 50382:2002 / EN 62311:2008

FWC-110HG-35

SPECIFICATIONS



NETWORKING & OAM		
	LTE BB ASIC	SQN3220 (Sequans Communication)
	LTE RF ASIC	SQN3242 x 2 (Sequans Communication)
	Ethernet Ports	802.3, IEEE 802.3u, IEEE 802.3ab
	LED Indicators	Signal Strength / LAN / SIM
	USIM Slot	Support standard 1.8V / 3V USIM
	PIN/PUK Code	Yes
	Stack	IPv4, IPv6, Dual
	NAT/Dynamic NAT	Yes
	Router Mode	Yes
	Bridge Mode	Yes
	Tunnel Mode	GRE, L2TP
	DCHP Server in LAN	Yes (253 Clients)
	DNS Relay	Yes
	DDNS Client	Yes
	VPN Pass-Through – PPTP/L2TP	Yes
	UPNP	Yes
	HTTP Server	Yes
	ALG Support (FTP/SIP/...)	Yes
	Networking Debug/Testing	IPerf, Ping, Traceroute
DEVICE MANAGEMENT & SECURITY		
	WEB	Yes
	SNMP	Yes
	TR-069 (TR-0143)	Yes (Ready for IOT)
	FOTA Upgrade	Yes (IOT with different network)
	System Log/Diagnostic	Yes (Chipset embedded tool)
	Username/Password Configuration	Yes
	L2/L3 Firewall	Basic/Port Forwarding/Port Trigger/DMS/Remote/WAN Ping/ Remote Web Access Control

FWC-110HG-35

LED INDICATORS



LED NAME	LOCATION	COLOR	LED BEHAVIOR	STATUS INDICATION
LED List				
MAIN power		Blue	ON OFF	Power On Power Off
Ethernet status		Yellow	Steady ON Blinking OFF	Detect Ethernet Device Connect- ed N/A No Ethernet action
SIM status		Green	Steady ON Blinking when On-Hook OFF	SIM Detected PUK / PIN Code No SIM Detected
LTE Status LED : Link Status			When CPE is power on, each LED indicates each link status	
LTE 1		Red	Steady ON	SINR < 11dB
LTE 2		Red / Yellow	Steady ON	11dB < SINR < 18dB
LTE 3		Red / Yellow / Green	Steady ON	SINR > 18dB



CONTACT US

Tel: +1 800.301.4962
info@blinqnetworks.com
www.blinqnetworks.com

140 Renfrew Drive, Markham
ON, L3R 6B3, Canada
© 2018-2023 BLiNQ Networks a CCI company